

# 亞洲大學

## 100 學年度碩士班入學招生考試試題紙

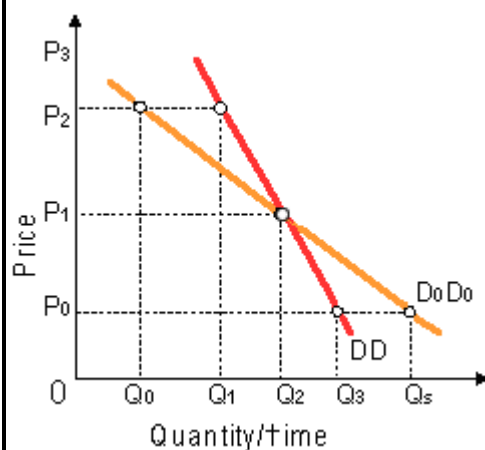
學系別	考試科目	考試日期	時 間
休閒與遊憩管理學系碩士班	經濟學 (A-3)	100.04.16	10:40-12:20

### I. Multiple choice (單選題)(總分 50 分，每題 2.5 分)

1. The price elasticity of demand is roughly measured as the absolute value of:

- (a)  $(\% \text{ change in } Q) / (\% \text{ change in } Y)$ . (b) ratio of the slopes of demand relative to supply.
- (c)  $(\% \text{ change in } Q) / (\% \text{ change in } P)$ . (d) constant slope along all linear demand curves.
- (e) infinite slope of a vertical demand curve.

Please answer question 2 and 3 based on the following graph :



2. Scrutiny of demand curves DD and  $D_0D_0$  reveals that:

- (a)  $D_0D_0$  is relatively more elastic at a price of  $P_1$ .
- (b) DD is relatively more elastic at a price of  $P_2$ .
- (c)  $D_0D_0$  probably reflects the demand for a biological necessity.
- (d) DD probably represents the demand for a good with more close substitutes.
- (e) price elasticity is constant along DD but not along  $D_0D_0$ .

3. Relative to demand curve  $D_0D_0$ , demand curve DD:

- (a) is relatively more elastic than  $D_0D_0$  at a price of  $P_1$ .
- (b) is relatively more elastic than  $D_0D_0$  at a price of  $P_2$ .
- (c) is relatively less elastic for every quantity that would be purchased by both consumers.
- (d) probably represents a good that absorbs a higher proportion of the consumer's income.
- (e) probably has fewer close complements than the good reflected on  $D_0D_0$ .

# 亞洲大學

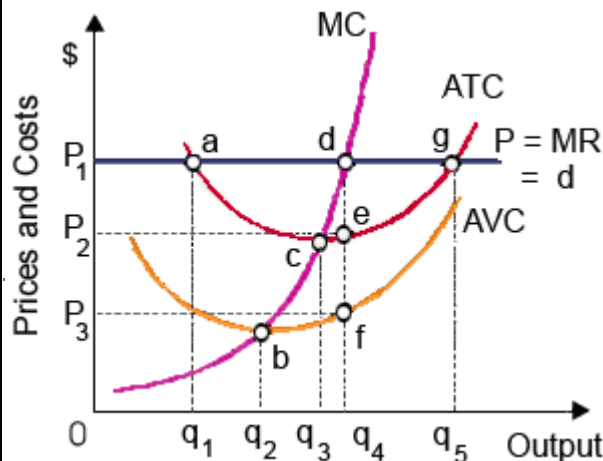
## 100 學年度碩士班入學招生考試試題紙

學系別	考試科目	考試日期	時 間
休閒與遊憩管理學系碩士班	經濟學 (A-3)	100.04.16	10:40-12:20

4. Raising the price of a product will increase total revenue proportionally in the unlikely event that demand was:

- (a) perfectly price elastic. (b) relatively price elastic. (c) unitarily price elastic. (d) relatively price inelastic. (e) perfectly price inelastic.

Please answer question 5, 6 and 7 based on the following graph :



5. This profit maximizing competitive firm will:

- (a) produce output level  $q_5$ . (b) minimize total costs by producing output level  $q_3$ . (c) experience fixed costs equal to  $OP_3fq_4$ . (d) produce output level  $q_4$ . (e) inevitably experience economic losses.

6. This figure is most consistent with the environment confronted by a:

- (a) purely competitive firm that makes economic profit in the short run. (b) monopolistically-competitive firm in long run equilibrium. (c) firm with oligopoly power that pursues a kinked-demand curve strategy. (d) pure monopoly that is able to price discriminate.

7. For this purely competitive firm, area  $P_2P_1de$  represents:

- (a) fixed cost (TFC). (b) losses, but the minimum possible economic loss. (c) average fixed cost (AFC). (d) maximum economic profits. (e) the rate of return on investment.

8. A competitive firm will demand more labor if: (a) technological advances favor automation. (b) the price of the firm's output rises. (c) more firms enter the industry. (d) the value of the marginal product is below the wage rate. (e) workers employed by other firms acquire more specific training.

# 亞洲大學

## 100 學年度碩士班入學招生考試試題紙

學系別	考試科目	考試日期	時 間
休閒與遊憩管理學系碩士班	經濟學 (A-3)	100.04.16	10:40-12:20

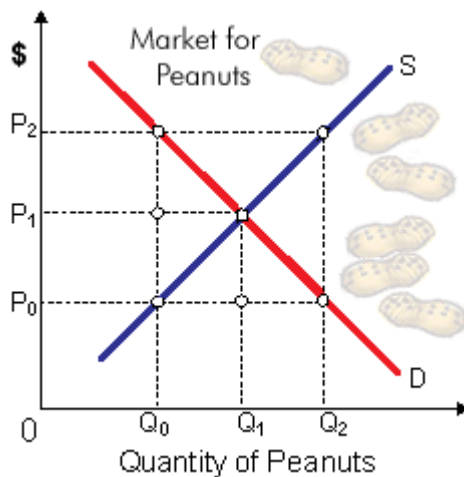
9. Because resources must be hired away from other uses, the resource supply curves facing a large and expanding competitive industry are typically:

- (a) horizontal. (b) U-shaped. (c) upward-sloping. (d) downward-sloping. (e) vertical.

10. If the gasoline supply falls when demand for it is rising because vacations are scheduled in the summer, the result is: (a) higher prices and greater quantity.

- (b) higher prices and indeterminate changes in quantity. (c) higher prices and lesser quantity. (d) lower prices but greater quantity.

Please answer question 11, 12 and 13 based on the following graph



11. The effect of a price ceiling for peanuts at  $P_0$  would be: (a) a shortage of  $Q_2 - Q_0$ .

- (b) a shortage of  $Q_2 - Q_1$ . (c) a surplus of  $Q_2 - Q_0$ . (d) a surplus of  $Q_2 - Q_1$ .

12. A price floor would affect this market for peanuts significantly only if it were set higher than: (a)  $P_0$ . (b)  $P_1$ . (c)  $P_2$ . (d) anywhere below the equilibrium.

13. If a price floor for peanuts is set at  $P_2$ , then: (a) a surplus of peanuts is generated.

- (b) the quantity supplied of peanuts will be less than the quantity demanded. (c) the market would move towards equilibrium. (d) any price below the floor could be charged.

14. People could most reasonably be viewed as voluntarily unemployed if they:

- (a) have the wrong skills for job vacancies.  
 (b) refuse to work for the minimum wage.  
 (c) do housework instead of seeking a paying job.  
 (d) go to college because jobs requiring only a high school diploma pay inadequately.

# 亞洲大學

## 100 學年度碩士班入學招生考試試題紙

學系別	考試科目	考試日期	時 間
休閒與遊憩管理學系碩士班	經濟學 (A-3)	100.04.16	10:40-12:20

15. Seasonal unemployment:

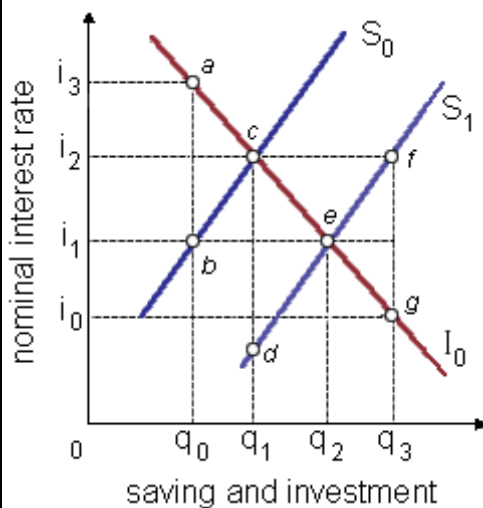
- (a) varies because of weather, production cycles, and other regular changes over the course of a year.
- (b) rises for teenagers during winter.
- (c) arises during general business recessions.
- (d) is the focus of government fiscal and monetary policies.
- (e) is frictional in nature.

16. The unemployment rate is defined as the number of: (a) employed as a percentage of the labor force. (b) voluntarily employed as a percentage of the labor force. (c) involuntarily unemployed as a percentage of the labor force. (d) unemployed as a percentage of the labor force.

17. According to Keynesian theory, in a recession or depression, the levels of output, employment, income, and prices are determined primarily by:

- (a) pure market operations. (b) interest rates. (c) Aggregate Demand. (d) Aggregate Supply.

Please answer question 18, 19 and 20 based on the following graph



18. This capital market is in a closed private economy. The initial plans of savers and investors are shown as curves  $S_0$  and  $I_0$ . Market equilibrium will exist at:

- (a) point  $a$ . (b) point  $b$ . (c) point  $c$ . (d) point  $d$ . (e) point  $e$ .

# 亞洲大學

## 100 學年度碩士班入學招生考試試題紙

學系別	考試科目	考試日期	時 間
休閒與遊憩管理學系碩士班	經濟學 (A-3)	100.04.16	10:40-12:20

19. The initial plans of savers and investors in this closed private economy are shown as  $S_0$  and  $I_0$ . Suppose people begin spending less on current consumption and aggregate saving plans shift to curve  $S_1$ . A classical adjustment is for the:
- interest rate to fall to  $i_1$  while both saving and investment increase to  $q_2$ .
  - future spending by consumers to perfectly offset the decline in current consumption; this provides firms with adequate incentives to store all their inventories.
  - investment curve  $I_0$  to shift rightwards because of the higher profits expected from future sales of the extra goods produced by the extra capital accumulated.
  - fall in interest rates to shift households back towards more current consumption.

20. Any drop in interest rates caused by people's increased willingness to save will cause:
- the rate of return schedule reflected in  $I_0$  to shift to the right.
  - the rate of return schedule reflected in  $I_0$  to shift to the left.
  - a movement down the rate of return schedule from point  $c$  to point  $e$ .
  - a movement up the rate of return schedule from point  $c$  to point  $a$ . households to increase their saving.

### II. 問答題 (總分50分) :

- 黑人牙膏是牙膏市場中眾多廠商之一，且它處在長期均衡。(16 分)
  - 畫出包括黑人牙膏的需求曲線、邊際收益曲線、平均總成本曲線與邊際成本曲線的圖形，並標出利潤極大化下的產量與價格。
  - 黑人牙膏的利潤為何？請說明。
  - 在你的圖形上標出消費者剩餘與無謂損失。
  - 如果政府強迫黑人牙膏生產效率規模下的產量，對黑人牙膏會有何影響？對其顧客又有何影響？
- 假設一國經濟一開始處在長期均衡。(12 分)
  - 畫圖顯示此一狀態。記得畫上總合需求、短期總合供給與長期總合供給曲線。
  - 現在假設該國股市崩盤而使總合需求減少。利用上圖顯示產出與物價水準的短期變化。失業率又會如何變動？
  - 利用工資僵固理論說明長期均衡產出與物價的變動（假設政策不變。在調整過程中，物價的預期水準扮演什麼樣的角色？試繪圖說明之。

# 亞洲大學

## 100 學年度碩士班入學招生考試試題紙

學系別	考試科目	考試日期	時 間
休閒與遊憩管理學系碩士班	經濟學 (A-3)	100.04.16	10:40-12:20

3. 假設花椰菜的供給與需求如下：(12 分)

$$\text{供給： } Q^S = 4P - 80$$

$$\text{需求： } Q^D = 100 - 2P$$

其中， $Q$  為數量， $P$  為價格。

- 畫出供給曲線與需求曲線。均衡價格與數量各為何？
- 計算均衡下的消費者剩餘、生產者剩餘與總剩餘。
- 如果政府禁止販賣花椰菜，則對買者或賣者的傷害較大？

4. 假設經濟體系原先處於充分就業，但目前消費減少導致經濟衰退。(10 分)

- 用總合供需圖形與菲力浦曲線圖形說明經濟體系的短期變化。物價膨脹率與失業率會如何變動？
- 現在假設預期的物價膨脹率隨著時間變動，且變動方向與實際物價膨脹率的變動方向一致。短期菲力浦曲線會如何變動？經濟衰退結束之後，經濟體系所面對的物價膨脹與失業組合會變得更好還是更差？